

A close-up, low-angle shot of a police car's roof-mounted emergency lights. The lights are flashing in red and blue, creating a bokeh effect in the background. The car's surface is dark and reflective, mirroring the lights.

Fredericton Police Force

Public Safety Presentation

16 January 2025

A series of overlapping, wavy, light-colored lines that sweep across the bottom left of the slide, creating a sense of motion and depth.

Fredericton
Police Force | Force policière



This presentation discusses the following...

- Our call volume: What occurrences are taking place?
- What is the associated impact on police and community?
- What are the obstacles to police and stakeholders?
- Current and next steps.



FPF Calls for Service

2022

31,588

2023

33,369

2024

30,646





3-Year Average: Daily Call Volume

87.3
Calls Per Day



1 Priority 1: Require emergency response

2 Priority 2: Require rapid response

3 Priority 3: Within next business day

4 Priority 4: Administrative calls

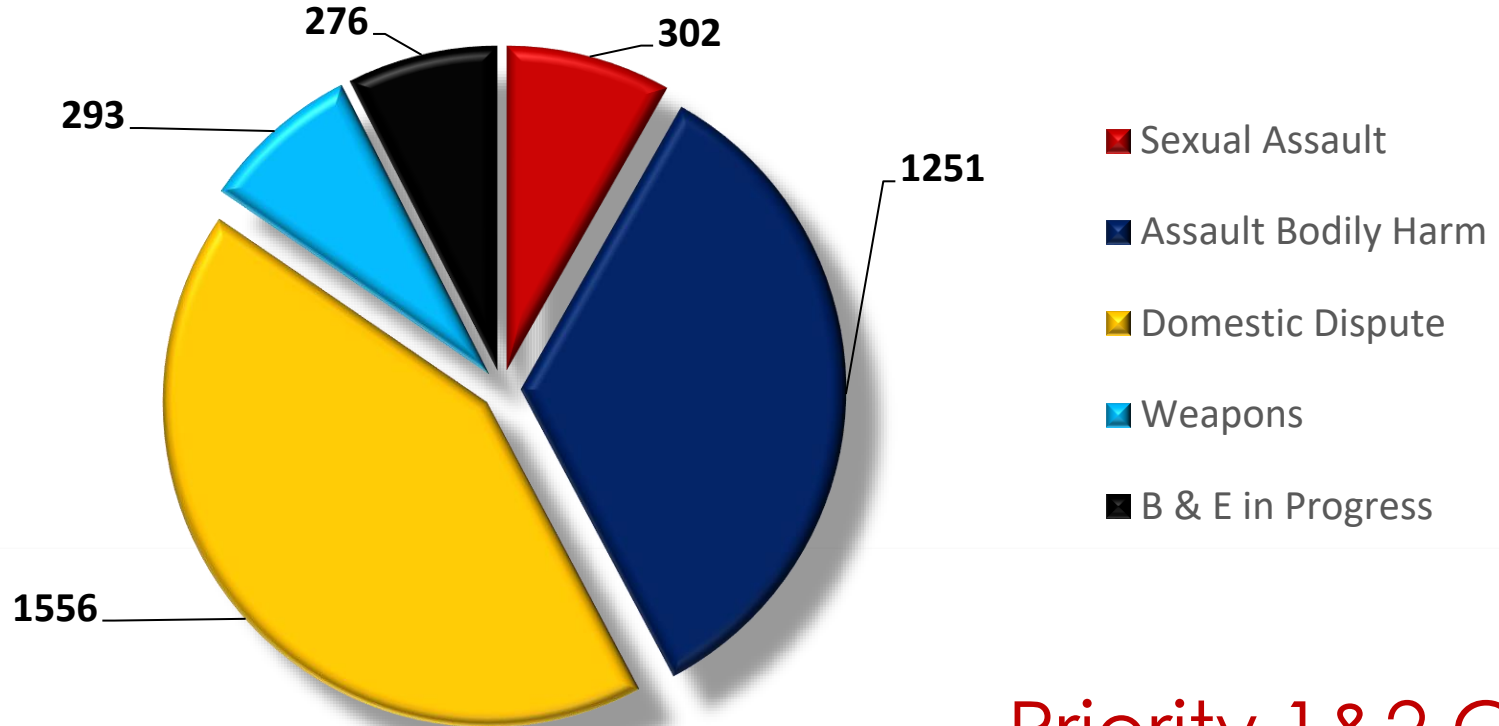
+60%

1-6 hours

What occurrences are taking place?

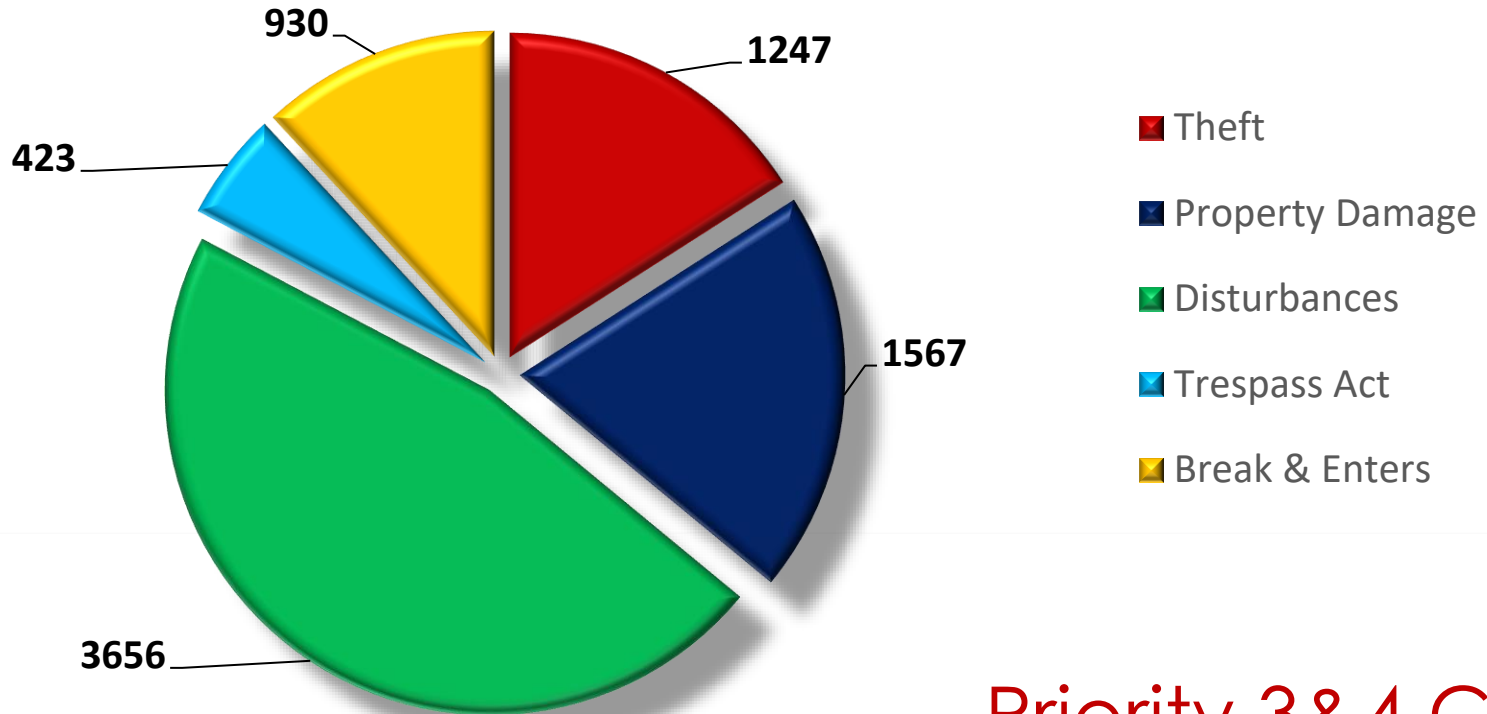


Crimes Against Persons: 2022 - 2024



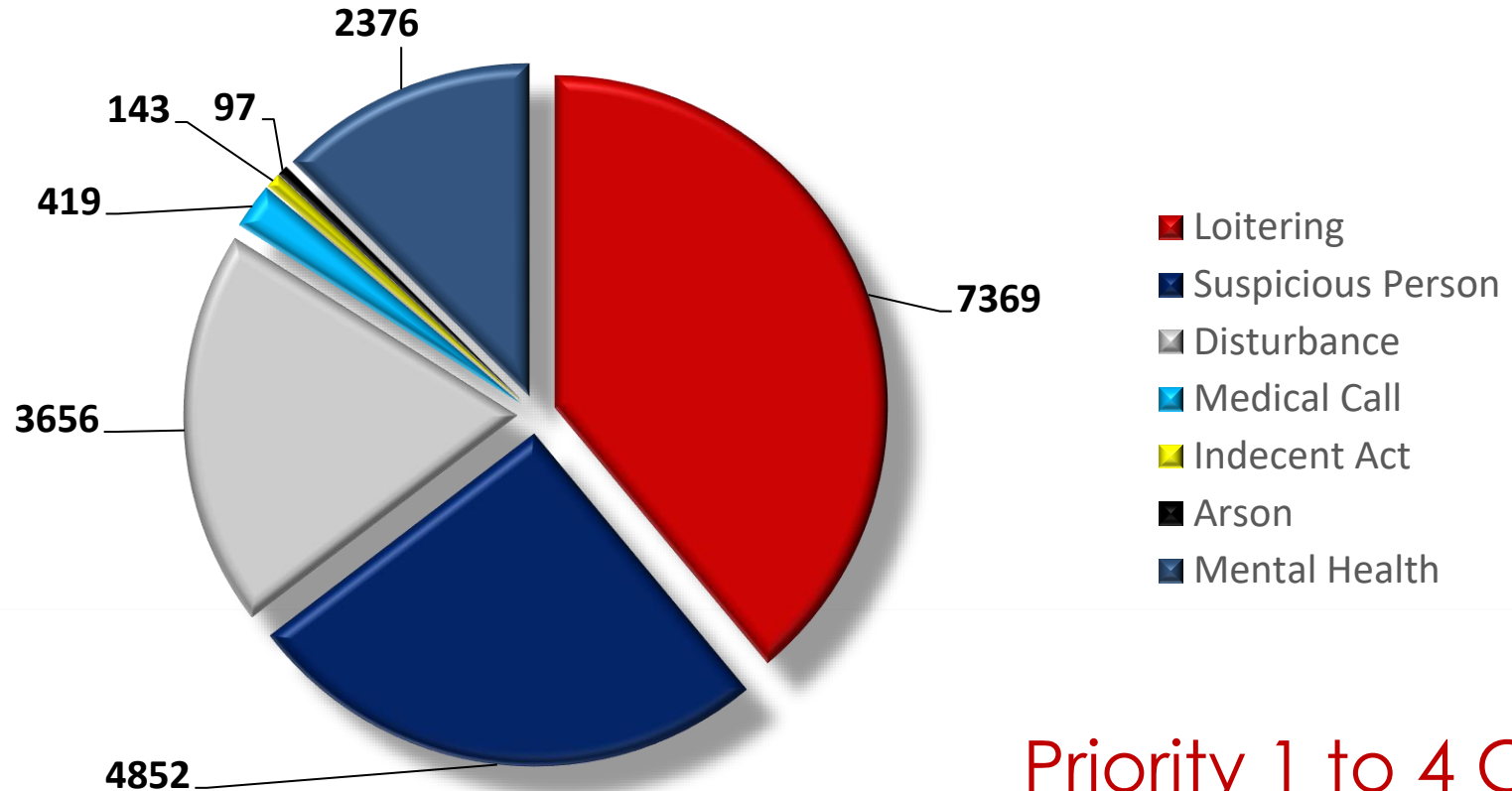
Priority 1 & 2 Calls

Property Offences: 2022 - 2024



Priority 3&4 Calls

Socio-Related Calls: 2022 - 2024



Priority 1 to 4 Calls

What is the associated impact on police and community: Did you know?



Did You Know?




That Less than **0.06%** of our Population is Responsible for Almost **20%** of Crime in our Community

Did You Know?

Mental Health Act:

FPF 2024 Client Transport



2 Officers @ 4 hours Each per MHA
379 Transports in 2024 = 3,032 hours
Associated Cost = \$166,760

Did You Know?



1 in **5** Calls for Service are Connected to
Individuals Living Rough

Did You Know?



172 People are Presently Living Rough in
Fredericton

Did You Know?



That **0.2%** of Calls are in Response to Individuals Committing Crimes to Satisfy Basic Needs (e.g., Stealing Food – Staying Warm)

Did You Know?



Of the **172** People Living Rough, approximately **48** Individuals Create Almost **20%** of our Overall Call Volume

Did You Know?



Our Highest Call Volume for Individuals Living Rough are Generally High Acuity with Complex Needs

The Reality of the Issues

“You gave me a ticket for sleeping here, now I need to commit a crime so I can pay the ticket.”

“I’m going to keep committing crime until I get a place to stay in jail.”



What are the obstacles for police & stakeholders?



Public Perception

“Why don’t police just arrest the addicts, homeless and those with mental health issues?”

Please Note: Police cannot arrest clients for simply being homeless, experiencing addiction issues, or anyone suffering from mental health issues.



Mental Health Act

Arrests under the **Mental Health Act** mandate “peace officer” continuity of subjects until assessed. Wait times, on average, for evaluation range between **3-6 hours**.

This adversely impacts police visibility and our response to priority 1 & 2 calls for service.



Chronic Offender Release

Release of Recidivists: Police are routinely engaged in approximately **5X** the effort to re-arrest chronic offenders.



Illicit Drugs



HIGHLY
ADDICTIVE



INCREDIBLY
CHEAP



READILY
AVAILABLE



Reactive - Proactive

Ideally
65% - 35%



Current and next steps





Police Resources

With ongoing support from City Hall, the Fredericton Police Force has actioned initiatives intended to minimize our vacancies and grow our proactive public safety and community engagement efforts.



Initiatives Implemented



APA



PUBLIC
SAFETY CAMS




COMMUNITY
ENGAGEMENT
UNIT



ADMIN
SUPPORT



DRAFT ONE
TECH



COMMUNITY
TASK FORCE

City of Fredericton: Public Safety Collaborative Response

Police

- Priority 1-4 Response
- ICS
 - Mental Health
 - Victim/Witness
 - Youth Services
 - CLO/Living Rough
 - CPTED
 - IPV
- BFN & DFI Meetings
- Stakeholder Sessions

CSSU

- General Patrols
- By-Law Enforcement
- Trail Patrols – Safety
- Unwanted Persons
- Report Vandalism
- Complaint Response
- Syringe Disposal
- MOU with Police

Engineering & Operations

- PS Cameras
- Community Cameras
- Roadway Operations
- Clean-Up: 56 hrs/week
- Daily-Parks and Trails
- North & South
- Drug Paraphernalia
- Vandalism/Graffiti

Thank you for your time and
patience

