



# NPO Data Collaboration: Community Prosperity Hub

***Fredericton***

 **NBCC**

## Our Partners

***Fredericton***



GREATER  
FREDERICTON  
SOCIAL INNOVATION



INNOVATION SOCIALE  
DE LA RÉGION DE  
FREDERICTON

***all in***



***NSERC  
CRSNG***

**NBIF**



Wil-Doo Cycle Club



**Youssef**  
Youth Nonprofit  
Executive Director  
*Budget: \$???, Staff: 1*



#### Uses Data To

- Manage internal operations
- Satisfy external reporting requirements

#### Challenges

- Internal capacity (time, ability)
- Internal process (organization, best practices)

#### Goals

- Gather feedback from service users
- Understand community needs

#### Data



Collected  
at intake,  
in-person



Recorded  
on paper,  
on-site



Updated  
as needed

**Fiona**  
Food Security Charity  
Executive Director  
*Budget: \$650k, Staff: 10*



#### Uses Data To

- Manage internal operations
- Satisfy external reporting requirements
- Evaluate programmes (internally)
- Update stakeholders

#### Challenges

- Internal capacity (time, ability)
- Limitations of existing tech

#### Goals

- Coordinate services with others

#### Data



Collected  
at intake,  
via phone




Recorded  
on paper &  
on-site db



Updated  
quarterly

**Harissa**  
Housing Charity  
Executive Director  
*Budget: \$1m, Staff: 30*



#### Uses Data To

- Manage internal operations
- Satisfy external reporting requirements
- Evaluate programmes (internally)
- Update stakeholders
- Share on social media

#### Challenges

- Limitations of existing tech
- Conflicting reporting requirements

*Goals No unaddressed needs???*

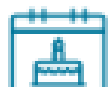
#### Data



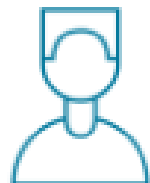
Collected  
online  
application



Recorded  
on the  
cloud



Updates  
event based



Fiona  
Food Security Charity  
Executive Director

## Scenario: Completing end of year reports for funders

Assumptions: Delegates tasks to available staff, data is stored on paper and on database

Review reporting requirements

Email staff to ask for their numbers

"How is it November already? I should really get started on those reports."

"Who is responsible for which bit of this?"

Compile the easy info first

Wait for responses from staff

"What do I know off the top of my head?"

"What do I know I don't know, that I need help with to find the information?"

"Where the hell is the data?"

"Who would know where to find it?"

Who would know how to use this?"

Retrieve data from database

Pull data from paper files

Review information submitted by staff (emails)

"I hate tech,"  
This is so tedious"

Compile & connect collected data

Organize & format report

Review & edit

"How do I tell our story with all these numbers?"

Submit report

"What am I missing?"

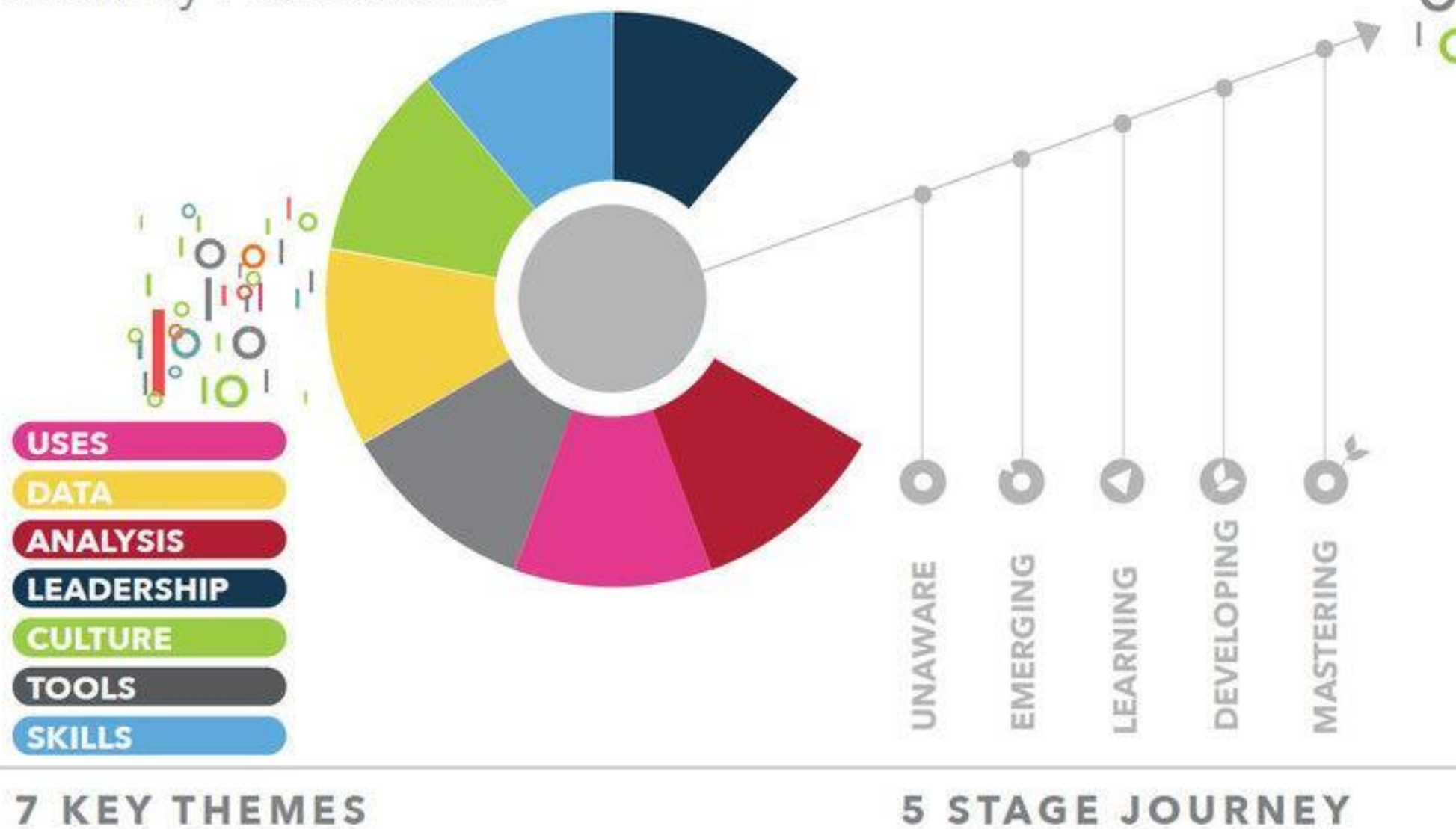
"Does this convey everything that we do and need?"

"What are the gaps and success points we wish to highlight?"

"Finally!"

"What information is repeated?"

# The Data Maturity Framework





# The Community Prosperity Hub

Structured around the United Nations' 17 Sustainable Development Goals (SDG).

The overall intent and subsequent information architecture for each goals' space within the hub is to:

- Define the problem(s) being addressed
- Illustrate how that problem presents itself in our city
- Highlight the work of local nonprofits whose work may advance our progress towards the goal
- Provide access to relevant indicators and resources





Kate Walsh Project Lead

Will give a brief demo of the hub. She will be online and share her screen.





For more information

[www.SocialinnovationFredericton.com/npo-collaboration](http://www.SocialinnovationFredericton.com/npo-collaboration)

or

Email Sandi MacKinnon

[info@SocialinnovationFredericton.com](mailto:info@SocialinnovationFredericton.com)